



ಬೃಹತ್ ಬೆಂಗಳೂರು ಮಹಾನಗರ ಪಾಲಿಕೆ
Bruhat Bengaluru Mahanagara Palike



BBMP COVID-19 WAR ROOM 05.07.2022

BBMP / COVID-19 WAR ROOM / BULLETIN – 834 / 05.07.2022 / #BBMPfightsCOVID19



OVERVIEW OF COVID-19 IN BENGALURU



CASE TRENDS

ACTIVE CASES **5,988**

Confirmed Cases

775

18,08,187 #

Recovered Cases

862

17,85,229 #

Death Cases

0

16,970 #



HOSPITALIZATION

93

ICU – V

-

ICU

3

HDU

6

General

84

INCLUDES GOVT. QUOTA AND PRIVATE WALK-IN HOSPITALIZATION



VACCINATION

7,616

1,97,70,293 #

First Dose

413

96,30,308 #

Second Dose

2,546

92,92,087 #

Precaution Dose

4,657

8,47,898 #



TRIAGING

MTU

18

Tele Triage

609



ACTIVE CLUSTERS

28

Budding Clusters
(<5 Cases)

25

Clusters (> 5 cases)

3



TESTING

18,894

3,06,05,516 #

RAT

4,338

RTPCR

14,556

Positivity : 5.08%

*FOR LAST 7 DAYS

: indicates cumulative numbers till date



ABSTRACT OF COVID-19 SCENARIO IN BENGALURU


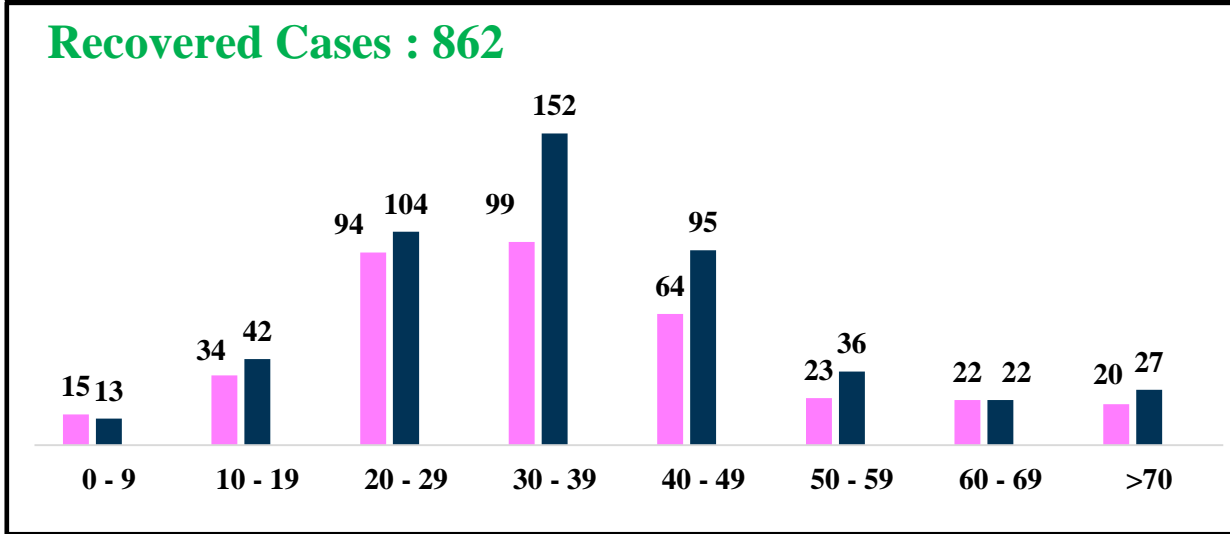
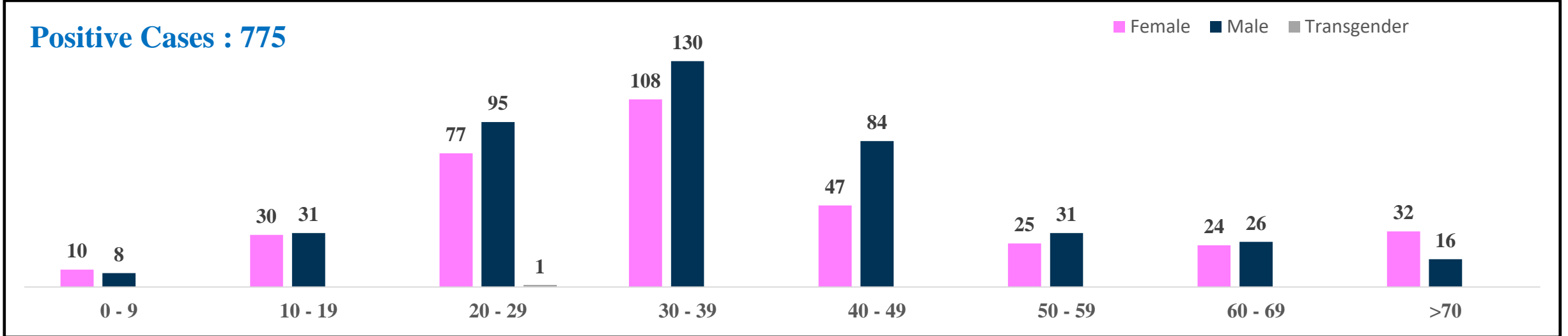


	MALE			FEMALE			TRANSGENDER			TOTAL		
	Last 24 Hours	Last 7 Days	Cumulative	Last 24 Hours	Last 7 Days	Cumulative	Last 24 Hours	Last 7 Days	Cumulative	Last 24 Hours	Last 7 Days	Cumulative
Positive Cases	421	3,323	10,68,109	353	2,865	7,39,186	1	1	196	775	6,189	18,08,187
Recovered Cases	491	3,051	10,54,035	371	2,526	7,31,102	0	0	185	862	5,577	17,85,229
Death Cases	0	1	10,747	0	1	6,219	0	0	4	0	2	16,970
Total Tests Done	In Last 24 hrs. : 18,894			In last 7 days : 1,21,807			Cumulative : 3,06,05,516					
Vaccine Doses Administered	In Last 24 hrs. : 7,616			In last 7 days : 75,961			Cumulative : 1,97,70,293					
ACTIVE CASES									5,988			

*Covid deaths occurred today : 00 | Covid deaths occurred beyond last 24 hrs., reported today : 00



LAST 24 HOURS AGE GROUP AND GENDER WISE DISTRIBUTION

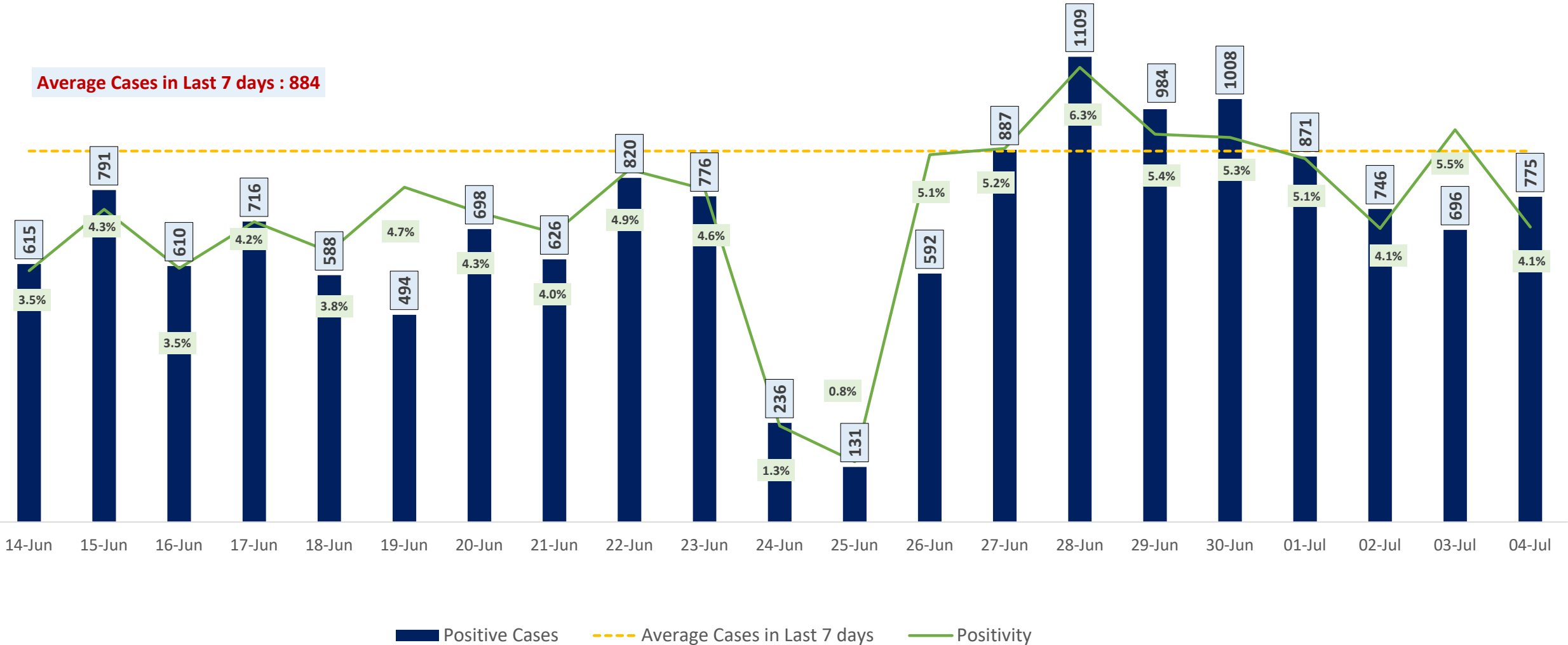




POSITIVITY RATE OF BENGALURU – LAST 21 DAYS



Average Cases in Last 7 days : 884

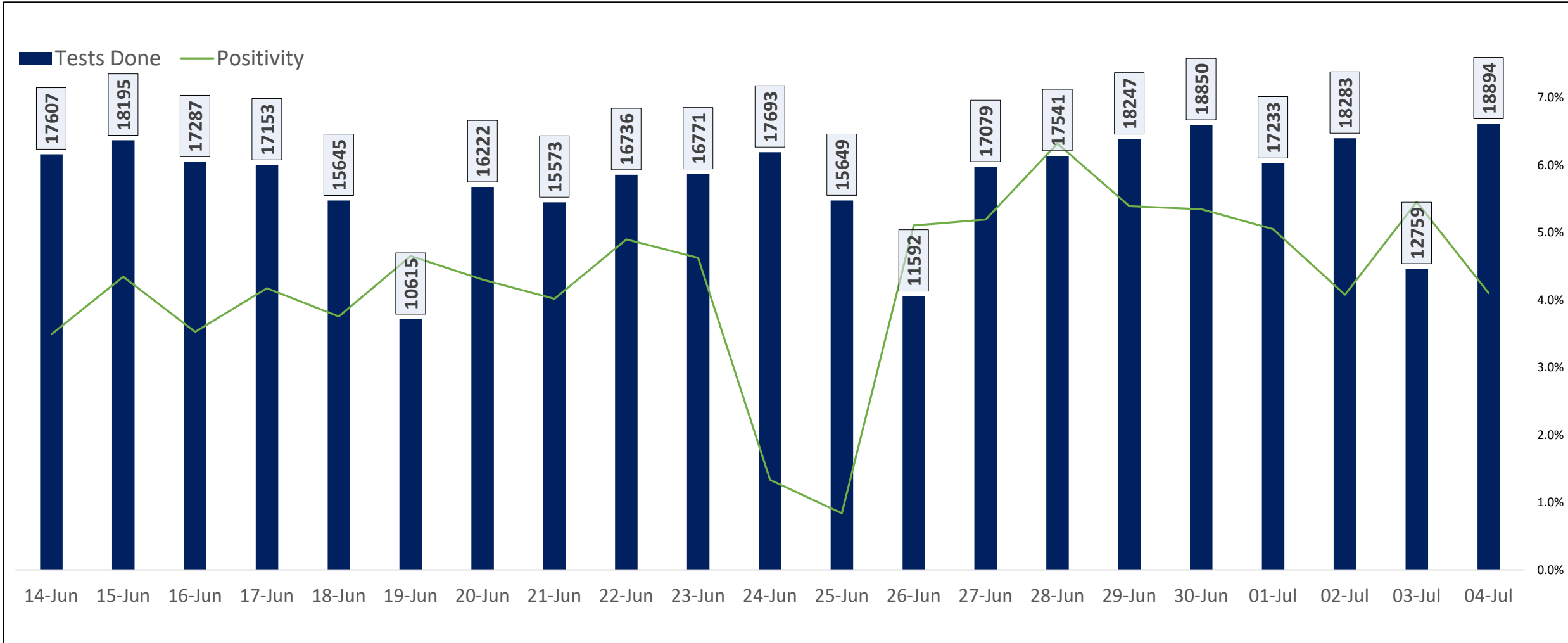




TESTING TRENDS IN BENGALURU

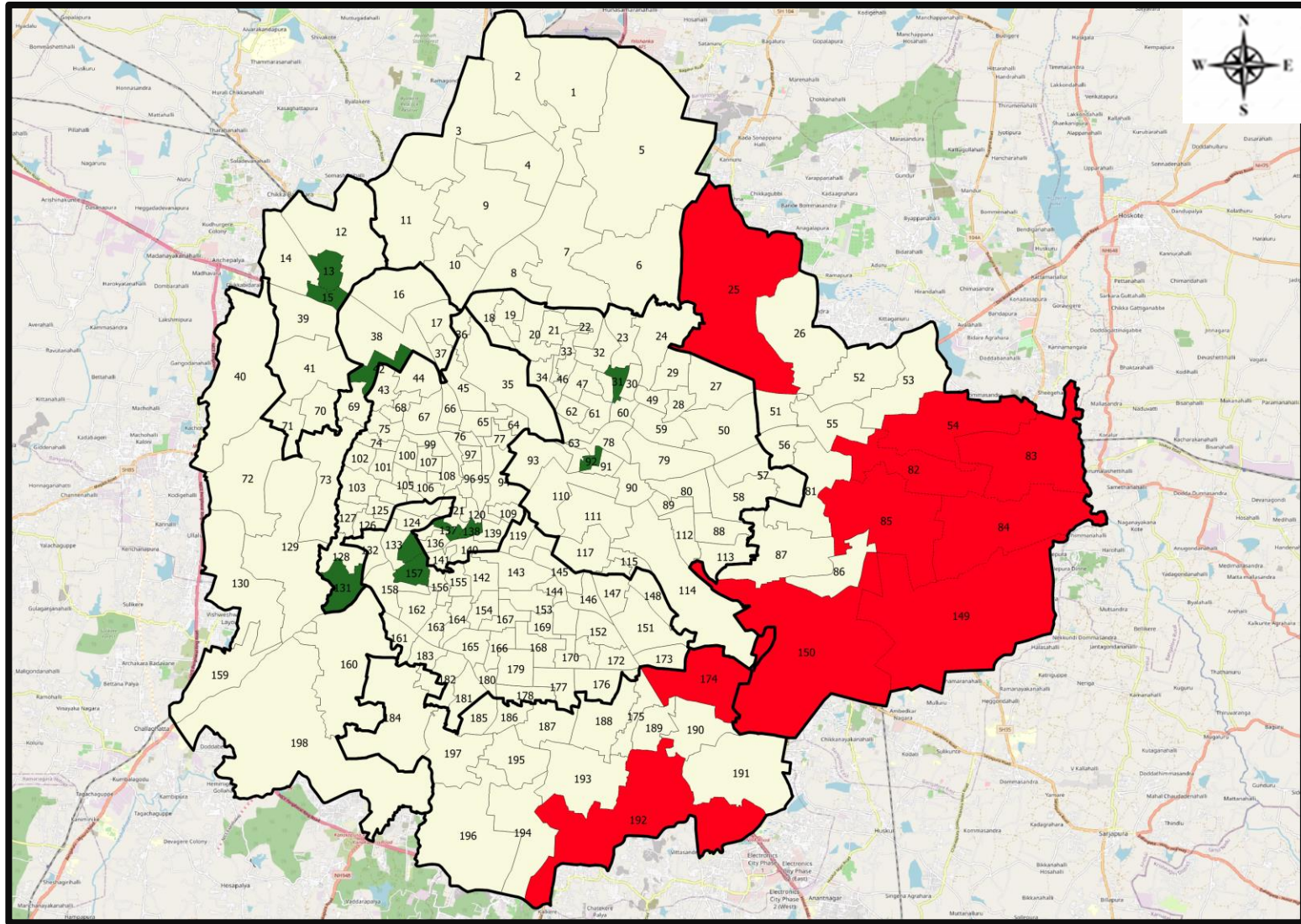


Total Test Conducted Till Date	Test Conducted Last 24 hours	Last 7 Days Average
3,06,05,516	18,894	17,401





BENGALURU URBAN MAP SHOWING TREND OF POSITIVE CASES IN LAST 7 DAYS



Top 10 wards reporting highest number of positive cases in last 7 days

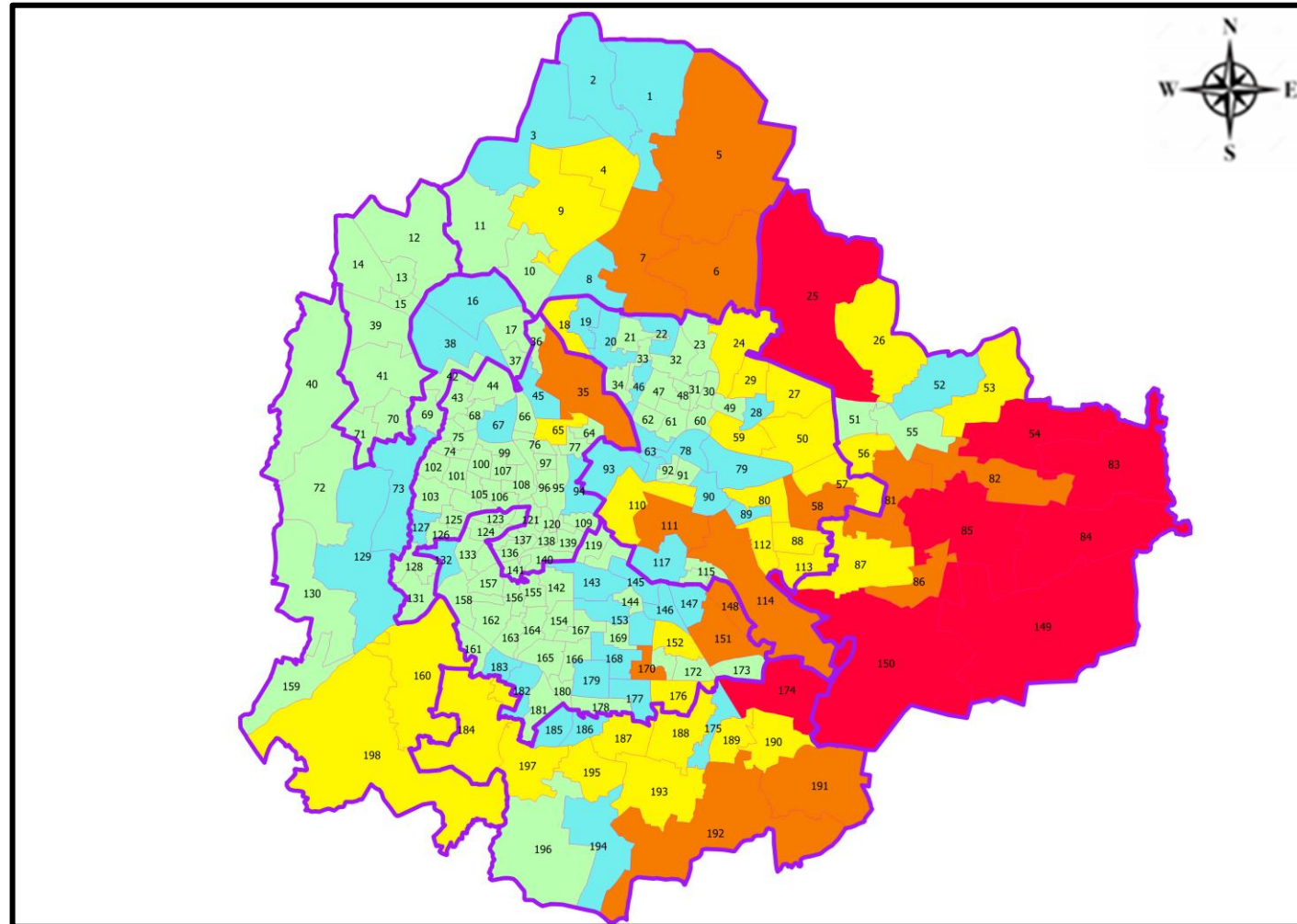
Ward No.	Ward Name	Daily Cases Average
150	Bellanduru	74
83	Kadugodi	40
85	Dodda Nekkundi	37
149	Varthuru	31
174	HSR Layout	27
25	Horamavu	25
84	Hagadur	21
54	Hudi	18
82	Garudachar Palya	14
192	Begur	14







Top 10 wards reporting least number of positive cases in last 7 days

Ward No.	Ward Name	Daily Cases Average
157	Gali Anjaneya Temple	0
137	Rayapura	0
134	Bapuji Nagar	0
131	Nayandahalli	0
92	Shivaji Nagar	0
42	Lakshmi Devi Nagar	0
31	Kushal Nagar	0
15	T Dasarahalli	0
13	Mallasandra	0
138	Chalavadipalya	0



BENGALURU MAP SHOWING INTENSITY OF POSITIVE CASES IN LAST 7 DAYS



-  **Level 1 : 0 to 10 Cases**
-  **Level 2 : 10 to 25 Cases**
-  **Level 3 : 25 to 50 Cases**
-  **Level 4 : 50 to 100 Cases**
-  **Level 5 : More than 100 Cases**
-  **Zone Boundaries**

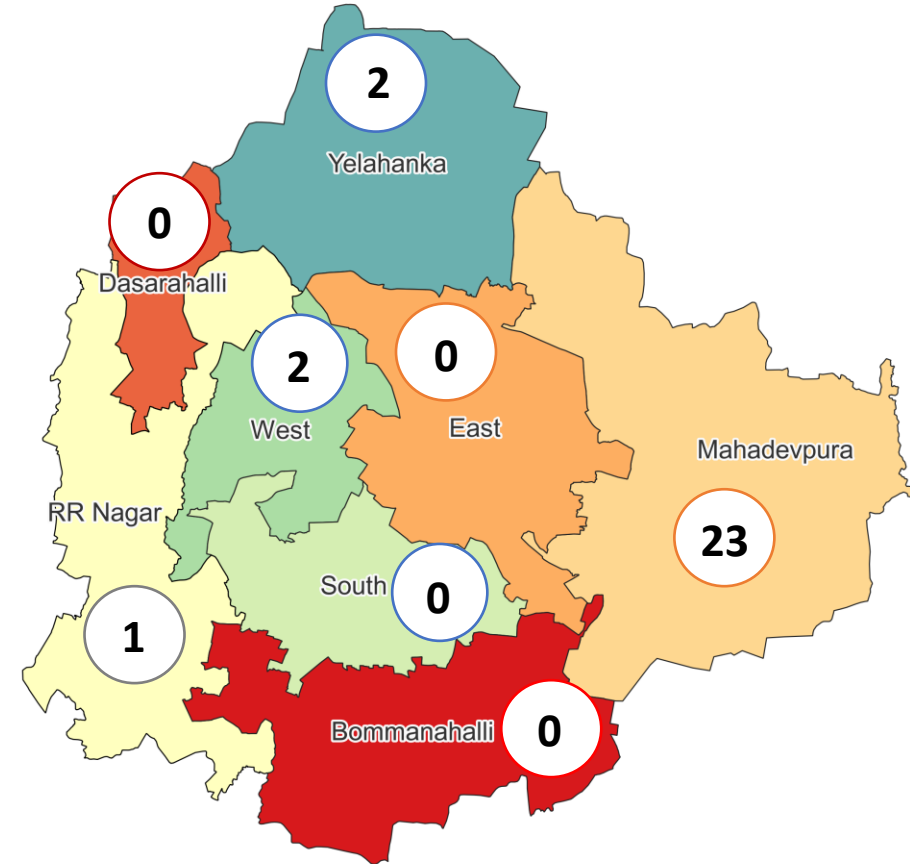


CLUSTER DETAILS



Zone Name	TOTAL CLUSTERS	Budding Clusters	Clusters	Outbreaks
		Less Than 5 Cases	5 To 14 Cases	More Than 14 Cases
BOMMANAHALLI	0 (-)	0 (-)	0 (-)	0 (-)
DASARAHALLI	0 (-)	0 (-)	0 (-)	0 (-)
EAST	0 (-)	0 (-)	0 (-)	0 (-)
MAHADEVPURA	23 (▼12)	21 (▼11)	2 (▼1)	0 (-)
RR NAGAR	1 (-)	0 (-)	1 (-)	0 (-)
SOUTH	0 (-)	0 (-)	0 (-)	0 (-)
WEST	2 (-)	2 (-)	0 (-)	0 (-)
YELAHANKHA	2 (▲2)	2 (▲2)	0 (-)	0 (-)
TOTAL	28 (▼10)	25 (▼9)	3 (▼1)	0 (-)

Total Active Clusters



Types of Clusters

Zone Name	Apartments/ Villa	Individual House	Hostels/Quarters	Others	Schools/Colleges
BOMMANAHALLI	0 (-)	0 (-)	0 (-)	0 (-)	0 (-)
DASARAHALLI	0 (-)	0 (-)	0 (-)	0 (-)	0 (-)
EAST	0 (-)	0 (-)	0 (-)	0 (-)	0 (-)
MAHADEVPURA	23 (▼12)	0 (-)	0 (-)	0 (-)	0 (-)
RR NAGAR	0 (-)	0 (-)	0 (-)	0 (-)	1 (-)
SOUTH	0 (-)	0 (-)	0 (-)	0 (-)	0 (-)
WEST	1 (-)	1 (-)	0 (-)	0 (-)	0 (-)
YELAHANKHA	2 (▲2)	0 (-)	0 (-)	0 (-)	0 (-)
TOTAL	26 (▼10)	1 (-)	0 (-)	0 (-)	1 (-)

▲▼ : Shows increase and decrease in numbers as compared to previous day

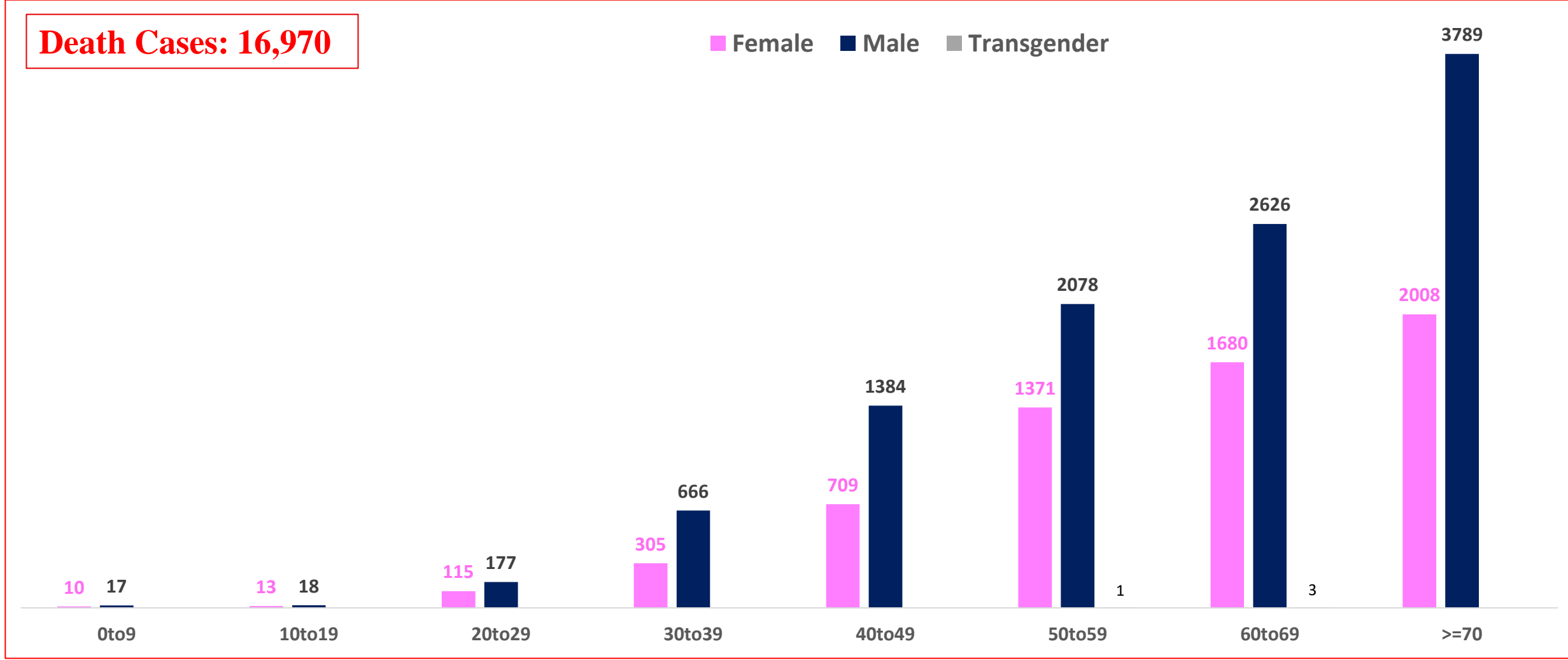


AGE AND GENDER WISE DISTRIBUTION OF DEATH CASES



Death Cases: 16,970

Female Male Transgender





VACCINATION COVERAGE AS ON 04.07.2022



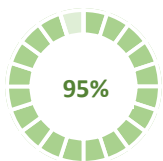
Total Doses Administered

1,97,70,293

▲ 7,616

Total 12-14 years Population : 2.82 Lakhs

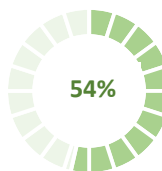
1ST DOSE



2,67,690
Doses administered

▲ 122

2ND DOSE

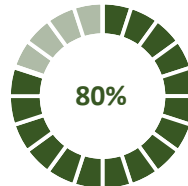


1,50,870
Doses administered

▲ 386

Total 15-18 years Population : 4.42 Lakhs

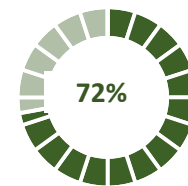
1ST DOSE



3,54,733
Doses administered

▲ 66

2ND DOSE

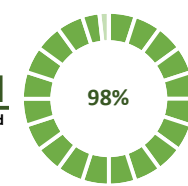


3,18,971
Doses administered

▲ 144

Total adult Population : 91.7 Lakhs

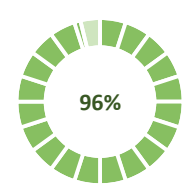
1ST DOSE



90,07,885
Doses administered

▲ 225

2ND DOSE



88,22,246
Doses administered

▲ 2,016

Priority Group*

Health Care Workers

Dose 1

2,10,341

Doses administered

▲ 0

Dose 2

2,06,933

Doses administered

▲ 5

Frontline Workers

Dose 1

3,81,899

Doses administered

▲ 1

Dose 2

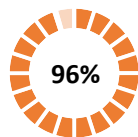
3,73,091

Doses administered

▲ 9

45 – 59 Years Coverage

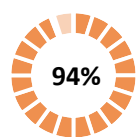
Dose 1



16,94,563
Doses administered

▲ 20

Dose 2

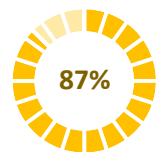


16,68,029
Doses administered

▲ 249

18 - 44 Years Coverage

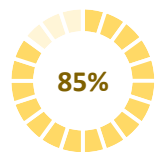
Dose 1



57,41,074
Doses administered

▲ 196

Dose 2



56,13,097
Doses administered

▲ 1,590

60 + Years Coverage

Dose 1



9,80,008
Doses administered

▲ 8

Dose 2



9,61,096
Doses administered

▲ 163

PRECAUTION DOSE



8,47,898

Doses administered

▲ 4,657

PRECAUTION DOSES ADMINISTERED

Health Care Workers

87,232

Booster Doses administered

▲ 191

Front Line Workers

1,12,498

Booster Doses administered

▲ 734

60 + Years Coverage

3,57,269

Booster Doses administered

▲ 740

18 + Years Coverage

2,90,899

Booster Doses administered

▲ 2,992

▲ indicates the increase in last 24 hours



COVID-19 SCENARIO IN BENGALURU AND OTHER METROPOLITIAN CITIES



CITY NAME	Positive Cases	Active Cases	Recovered	Deceased	Vaccine Doses Administered
New Delhi	19,37,433	2,938	19,08,223	26,272	3,51,26,587
Bengaluru*	18,08,187	5,988	17,85,229	16,970	2,27,68,353
Mumbai	11,14,551	7,040	10,87,892	19,619	2,14,88,078
Chennai	7,65,677	6,534	7,50,075	9,068	1,06,91,972
Kolkata	4,47,192	272	4,41,264	5,656	1,03,64,901

Source : <https://dashboard.cowin.gov.in/> at 5:00pm (05.07.2022)
Source : <https://www.covid19bharat.org/> at 5:00pm(05.07.2022)

*includes BBMP & Bengaluru Urban



SNAPSHOT OF COVID-19 CASES IN BENGALURU URBAN



**Total Wards With
< =10 Cases* :
100**

**Tests Conducted
On 04.07.2022:
18,894**

**Recovery
Rate:
98.73%**

**Total
Active Cases :
5,988**

**Total Vaccinated on
04.07.2022:
7,616**

**Positivity
Rate* :
5.08%**

**Active
Rate:
0.33%**

**Case
Fatality Rate* :
0.03%**



*Total positive cases In the past 7 days

*CFR and positivity is for Past 7 days



ಬೃಹತ್ ಬೆಂಗಳೂರು ಮಹಾನಗರ ಪಾಲಿಕೆ
Bruhat Bengaluru Mahanagara Palike



Download BBMP Bulletin	https://apps.bbmgov.in/covid19/mediabulletin.php
For BBMPCovid19 Bed Status:	https://apps.bbmgov.in/covid19/en/Bedstatus.php
To register for vaccination :	https://selfregistration.cowin.gov.in/
BBMP COVID19 Dashboard:	https://apps.bbmgov.in/covid19/
Follow us on:	 www.facebook.com/bbmp.comm1/
	 twitter.com/BBMPCOMM

Issued by:

Honorable Chief Commissioner, BBMP
Special Commissioner Health & IT, BBMP
MD, Bengaluru Smart City Limited

THANK YOU !

